

# Help!

You never know when you might hit a few bumps in the road. If, at any time, you need a little more clarification, some answers, or even a suggestion for a good book, here are some ways we can help!




Call the Information Desk during open hours:  
**(928) 373-6482**

Watch instructional videos on OverDrive's web page:



<http://www.overdrive.com/help-videos/>



E-mail us:

[elibrarian@yumalibrary.org](mailto:elibrarian@yumalibrary.org)

Check the **calendar** for **classes and programs** offered throughout the Yuma County Library District!

Don't forget that you can stop by the Information Desk for help at any time!



**Main Library**  
2951 S. 21st Drive  
Yuma, AZ 85364  
(928) 782-1871

**Heritage Library**  
350 Third Ave.  
Yuma, AZ 85364  
(928) 783-5415

**Foothills Library**  
13226 E. S. Frontage Road  
Yuma, AZ 85367  
(928) 342-1640


**San Luis Library**  
1075 N. 6th Ave.  
San Luis, AZ 85349  
(928) 627-8344

**Somerton Library**  
240 Canal St.  
Somerton, AZ 85350  
(928) 627-2149

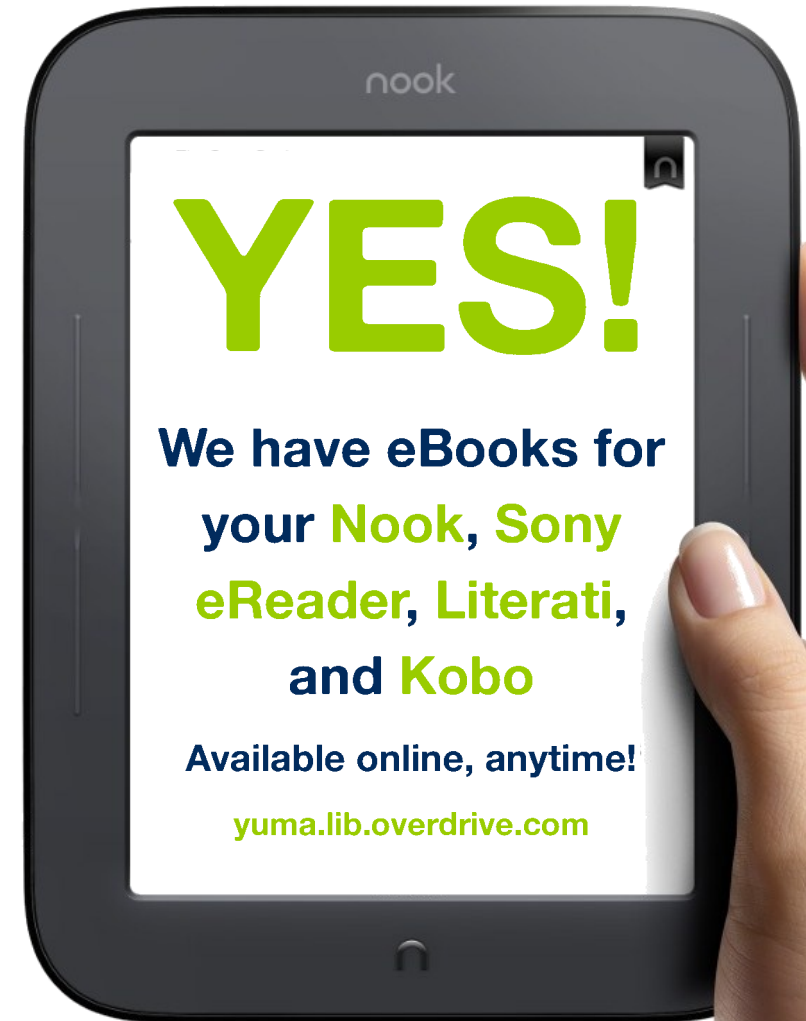
**Wellton Library**  
28790 San Jose Ave.  
Wellton, AZ 85356  
(928) 785-9575

**Dateland Library**  
Ave. 64E & Interstate 8  
Dateland, AZ 85333  
(928) 454-2242


**Roll Library**  
5151 S. Ave. 39E  
Roll, AZ 85347  
(928) 785-3701




Your information connection!  
[www.yumalibrary.org](http://www.yumalibrary.org)



YUMA COUNTY LIBRARY DISTRICT





## BEFORE YOU START... YOU WILL NEED:

1. Your Yuma County **Library Card** and **PIN**  
*If you do not know your PIN please call the library at (928) 782-1871*



2. An **Adobe ID**  
*To get an Adobe ID:*
  - **GO TO [adobe.com](http://adobe.com)**
  - **CLICK Sign In**
  - **SELECT Create an Account**

### PLEASE NOTE:


*Sony Reader users will need to install **Reader Library** on their computer. To download go to: [ebookstore.sony.com/download](http://ebookstore.sony.com/download)*



*Literati and Kobo users will need to install **Kobo Reader** on their computer. To download go to: [kobobooks.com/apps](http://kobobooks.com/apps)*



## GETTING A BOOK

1. **GO TO [yuma.lib.overdrive.com](http://yuma.lib.overdrive.com)**
2. **SCROLL DOWN** to the bottom of the page and **CLICK** on first on “Software”, then on “Adobe Digital Editions”
3. **DOWNLOAD and INSTALL** Adobe Digital Editions (You will need to activate the program with an Adobe ID. To get one **GO TO [adobe.com](http://adobe.com), CLICK “Sign In”, and SELECT “Create an Account”**) 
4. **FIND** a book and **CLICK “Borrow”** (You can use e-books in Adobe **ePUB** or Adobe **PDF** format)
5. **ENTER** your library card number and PIN
6. **CLICK “Download”**
7. **SELECT “ePub eBook” or “PDF eBook”** from the drop-down menu

8. **CLICK “Confirm & Download”**
9. **CLICK “Open” (ALWAYS OPEN, NEVER SAVE)**
10. **PLUG** your e-Reader into any USB port on your computer
11. **DRAG and DROP** to copy each item onto your e-Reader, which should appear at the bottom on the left-hand side

## RETURNING A BOOK EARLY

1. **OPEN** Adobe Digital Editions
2. **RIGHT CLICK** on the cover of the title to return
3. **SELECT “Return Borrowed Item”**

*If you choose not to return your book early, it will automatically expire at the end of your lending period. You may check out five eBooks per library card.*